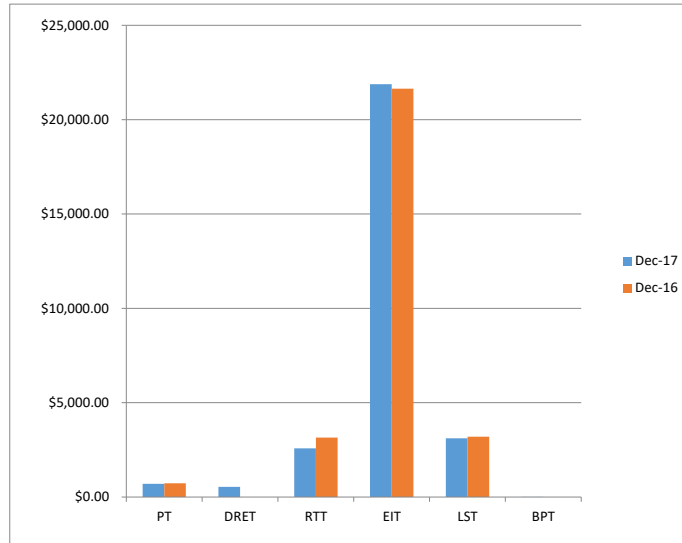


TOWNSHIP OF ALEPPO
2017 Tax Analysis

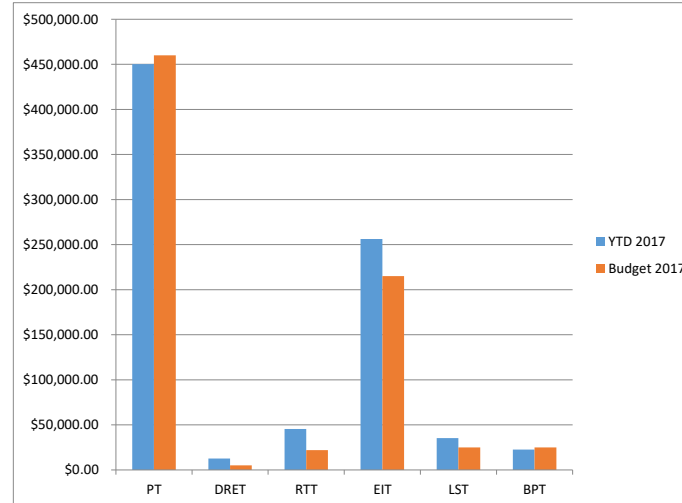
MONTH COMPARISON

| | | <u>Dec-17</u> | <u>Dec-16</u> | <u>Month Variance</u> |
|----------------------------|------|--------------------|--------------------|-----------------------|
| Property Tax | PT | \$696.66 | \$724.85 | (\$28.19) |
| Delinquent Real Estate Tax | DRET | \$535.92 | \$0.00 | \$535.92 |
| Realty Transfer Tax | RTT | \$2,577.40 | \$3,147.76 | (\$570.36) |
| Earned Income Tax | EIT | \$21,879.70 | \$21,640.34 | \$239.36 |
| Local Services Tax | LST | \$3,110.13 | \$3,200.74 | (\$90.61) |
| Business Privilege Tax | BPT | \$5.00 | \$0.00 | \$5.00 |
| TOTAL | | \$28,804.81 | \$28,713.69 | \$91.12 |



2017 YTD TO BUDGET

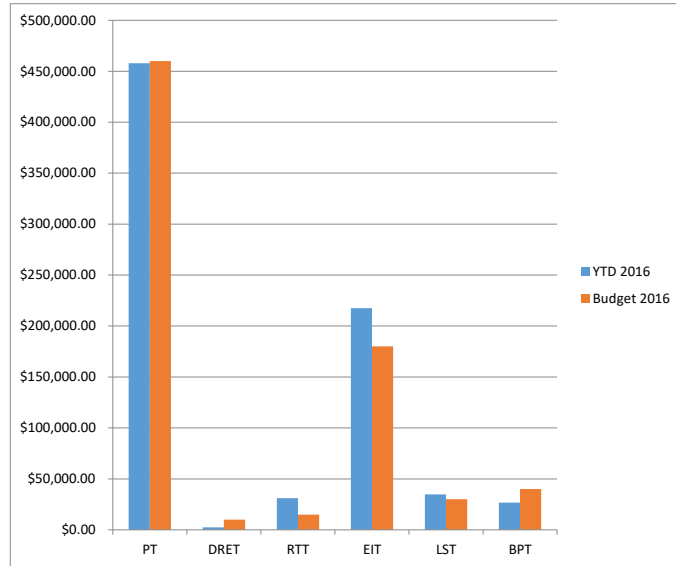
| | | <u>YTD 2017</u> | <u>Budget 2017</u> | <u>Variance 2017</u> |
|----------------------------|------|---------------------|---------------------|----------------------|
| Property Tax | PT | \$450,315.39 | \$460,000.00 | (\$9,684.61) |
| Delinquent Real Estate Tax | DRET | \$12,590.97 | \$5,000.00 | \$7,590.97 |
| Realty Transfer Tax | RTT | \$45,426.15 | \$22,000.00 | \$23,426.15 |
| Earned Income Tax | EIT | \$256,185.69 | \$215,000.00 | \$41,185.69 |
| Local Services Tax | LST | \$35,295.63 | \$25,000.00 | \$10,295.63 |
| Business Privilege Tax | BPT | \$22,570.78 | \$25,000.00 | (\$2,429.22) |
| TOTAL | | \$822,384.61 | \$752,000.00 | \$70,384.61 |



TOWNSHIP OF ALEPPO
2017 Tax Analysis

2016 YTD TO BUDGET

| | | <u>YTD 2016</u> | <u>Budget 2016</u> | <u>Variance 2016</u> |
|----------------------------|------|---------------------|---------------------|----------------------|
| Property Tax | PT | \$457,839.27 | \$460,000.00 | (\$2,160.73) |
| Delinquent Real Estate Tax | DRET | \$2,421.22 | \$10,000.00 | (\$7,578.78) |
| Realty Transfer Tax | RTT | \$31,179.48 | \$15,000.00 | \$16,179.48 |
| Earned Income Tax | EIT | \$217,549.47 | \$180,000.00 | \$37,549.47 |
| Local Services Tax | LST | \$34,858.84 | \$30,000.00 | \$4,858.84 |
| Business Privilege Tax | BPT | \$26,643.08 | \$40,000.00 | (\$13,356.92) |
| TOTAL | | \$770,491.36 | \$735,000.00 | \$35,491.36 |



2017 TO 2016 YTD

| | | <u>YTD 2017</u> | <u>YTD 2016</u> | <u>Variance</u> |
|----------------------------|------|---------------------|---------------------|--------------------|
| Property Tax | PT | \$450,315.39 | \$457,839.27 | (\$7,523.88) |
| Delinquent Real Estate Tax | DRET | \$12,590.97 | \$2,421.22 | \$10,169.75 |
| Realty Transfer Tax | RTT | \$45,426.15 | \$31,179.48 | \$14,246.67 |
| Earned Income Tax | EIT | \$256,185.69 | \$217,549.47 | \$38,636.22 |
| Local Services Tax | LST | \$35,295.63 | \$34,858.84 | \$436.79 |
| Business Privilege Tax | BPT | \$22,570.78 | \$26,643.08 | (\$4,072.30) |
| TOTAL | | \$822,384.61 | \$770,491.36 | \$51,893.25 |

