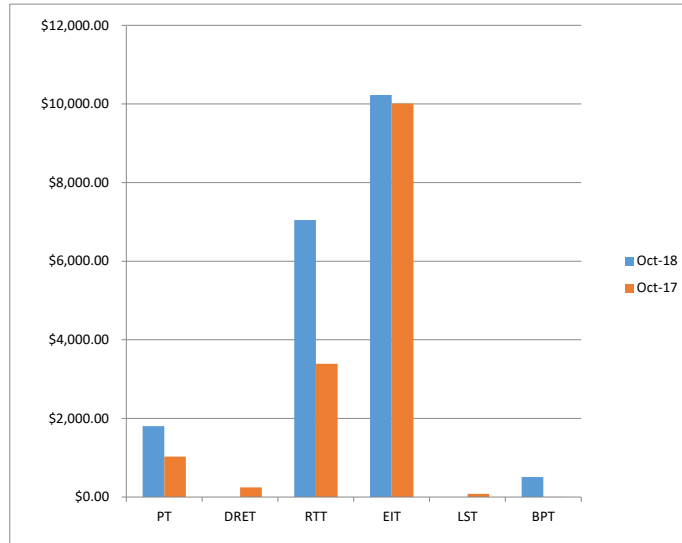


**TOWNSHIP OF ALEPPO**  
2018 Tax Analysis

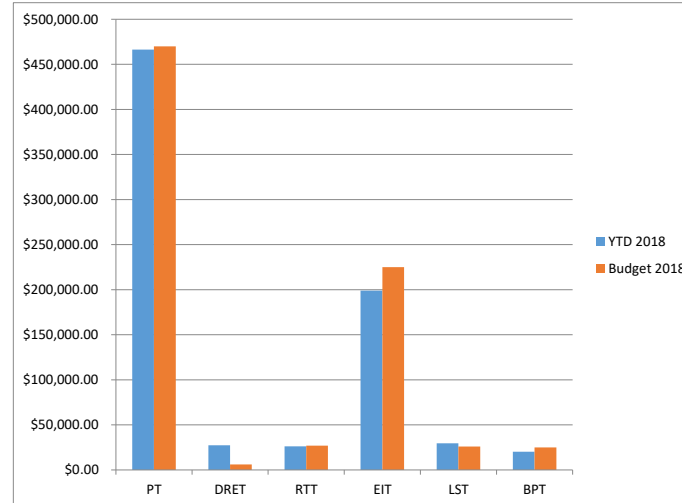
**MONTH COMPARISON**

|                            |      | <u>Oct-18</u>      | <u>Oct-17</u>      | <u>Month Variance</u> |
|----------------------------|------|--------------------|--------------------|-----------------------|
| Property Tax               | PT   | \$1,805.89         | \$1,031.03         | \$774.86              |
| Delinquent Real Estate Tax | DRET | \$0.00             | \$244.33           | (\$244.33)            |
| Realty Transfer Tax        | RTT  | \$7,045.71         | \$3,389.82         | \$3,655.89            |
| Earned Income Tax          | EIT  | \$10,229.62        | \$10,008.75        | \$220.87              |
| Local Services Tax         | LST  | \$0.00             | \$80.05            | (\$80.05)             |
| Business Privilege Tax     | BPT  | \$510.50           | \$5.00             | \$505.50              |
| <b>TOTAL</b>               |      | <b>\$19,591.72</b> | <b>\$14,758.98</b> | <b>\$4,832.74</b>     |



**2018 YTD TO BUDGET**

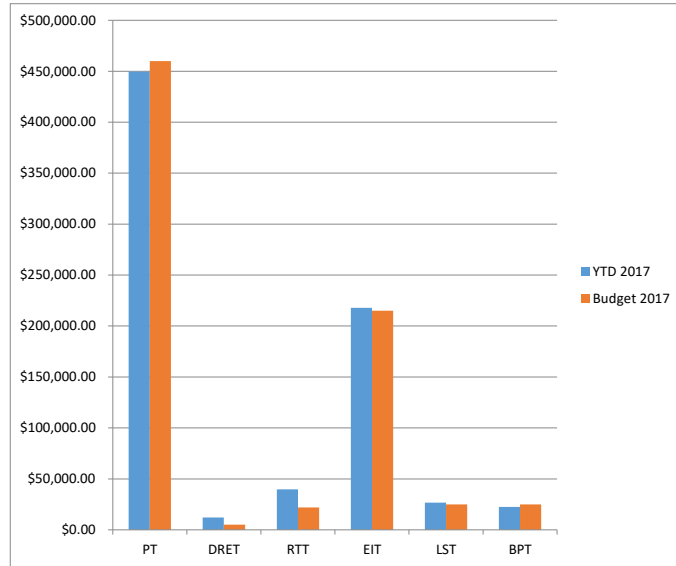
|                            |      | <u>YTD 2018</u>     | <u>Budget 2018</u>  | <u>Variance 2018</u> |
|----------------------------|------|---------------------|---------------------|----------------------|
| Property Tax               | PT   | \$466,298.39        | \$470,000.00        | (\$3,701.61)         |
| Delinquent Real Estate Tax | DRET | \$27,421.94         | \$6,000.00          | \$21,421.94          |
| Realty Transfer Tax        | RTT  | \$26,062.98         | \$27,000.00         | (\$937.02)           |
| Earned Income Tax          | EIT  | \$198,883.76        | \$225,000.00        | (\$26,116.24)        |
| Local Services Tax         | LST  | \$29,608.40         | \$26,000.00         | \$3,608.40           |
| Business Privilege Tax     | BPT  | \$20,274.57         | \$25,000.00         | (\$4,725.43)         |
| <b>TOTAL</b>               |      | <b>\$768,550.04</b> | <b>\$779,000.00</b> | <b>(\$10,449.96)</b> |



**TOWNSHIP OF ALEPPO**  
2018 Tax Analysis

**2017 YTD TO BUDGET**

|                            |      | <u>YTD 2017</u>     | <u>Budget 2017</u>  | <u>Variance 2017</u> |
|----------------------------|------|---------------------|---------------------|----------------------|
| Property Tax               | PT   | \$449,618.73        | \$460,000.00        | (\$10,381.27)        |
| Delinquent Real Estate Tax | DRET | \$12,055.05         | \$5,000.00          | \$7,055.05           |
| Realty Transfer Tax        | RTT  | \$39,766.65         | \$22,000.00         | \$17,766.65          |
| Earned Income Tax          | EIT  | \$217,862.11        | \$215,000.00        | \$2,862.11           |
| Local Services Tax         | LST  | \$26,634.33         | \$25,000.00         | \$1,634.33           |
| Business Privilege Tax     | BPT  | \$22,563.45         | \$25,000.00         | (\$2,436.55)         |
| <b>TOTAL</b>               |      | <b>\$768,500.32</b> | <b>\$752,000.00</b> | <b>\$16,500.32</b>   |



**2018 TO 2017 YTD**

|                            |      | <u>YTD 2018</u>     | <u>YTD 2017</u>     | <u>Variance</u> |
|----------------------------|------|---------------------|---------------------|-----------------|
| Property Tax               | PT   | \$466,298.39        | \$449,618.73        | \$16,679.66     |
| Delinquent Real Estate Tax | DRET | \$27,421.94         | \$12,055.05         | \$15,366.89     |
| Realty Transfer Tax        | RTT  | \$26,062.98         | \$39,766.65         | (\$13,703.67)   |
| Earned Income Tax          | EIT  | \$198,883.76        | \$217,862.11        | (\$18,978.35)   |
| Local Services Tax         | LST  | \$29,608.40         | \$26,634.33         | \$2,974.07      |
| Business Privilege Tax     | BPT  | \$20,274.57         | \$22,563.45         | (\$2,288.88)    |
| <b>TOTAL</b>               |      | <b>\$768,550.04</b> | <b>\$768,500.32</b> | <b>\$49.72</b>  |

