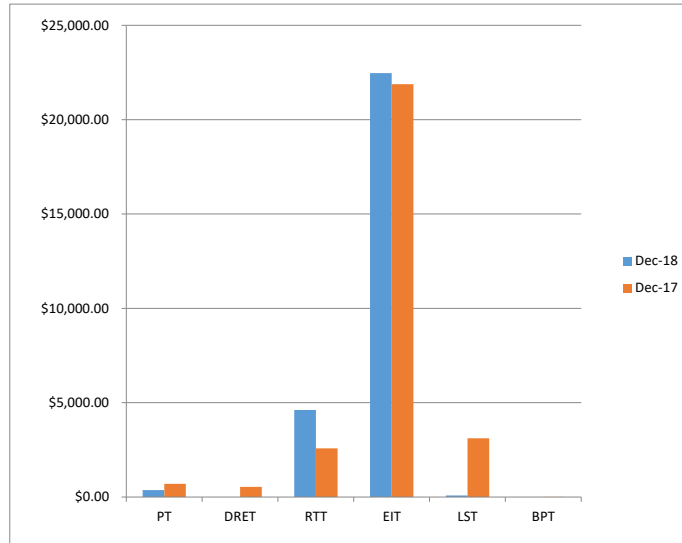


TOWNSHIP OF ALEPPO
2018 Tax Analysis

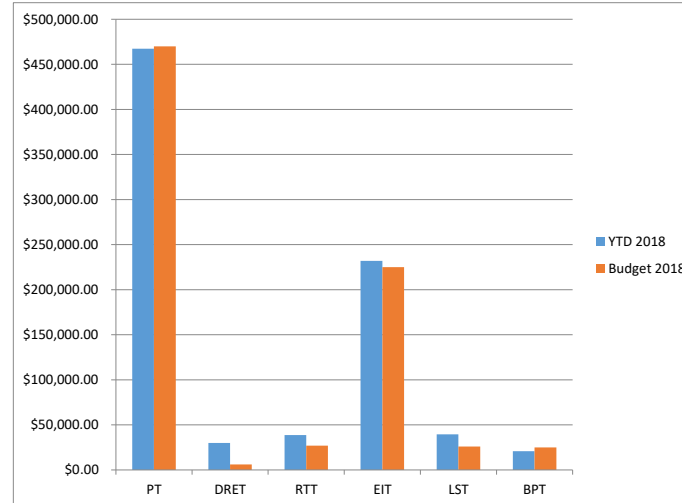
MONTH COMPARISON

		<u>Dec-18</u>	<u>Dec-17</u>	<u>Month Variance</u>
Property Tax	PT	\$363.58	\$696.66	(\$333.08)
Delinquent Real Estate Tax	DRET	\$0.00	\$535.92	(\$535.92)
Realty Transfer Tax	RTT	\$4,614.48	\$2,577.40	\$2,037.08
Earned Income Tax	EIT	\$22,464.26	\$21,879.70	\$584.56
Local Services Tax	LST	\$87.47	\$3,110.13	(\$3,022.66)
Business Privilege Tax	BPT	\$0.00	\$5.00	(\$5.00)
TOTAL		\$27,529.79	\$28,804.81	(\$1,275.02)



2018 YTD TO BUDGET

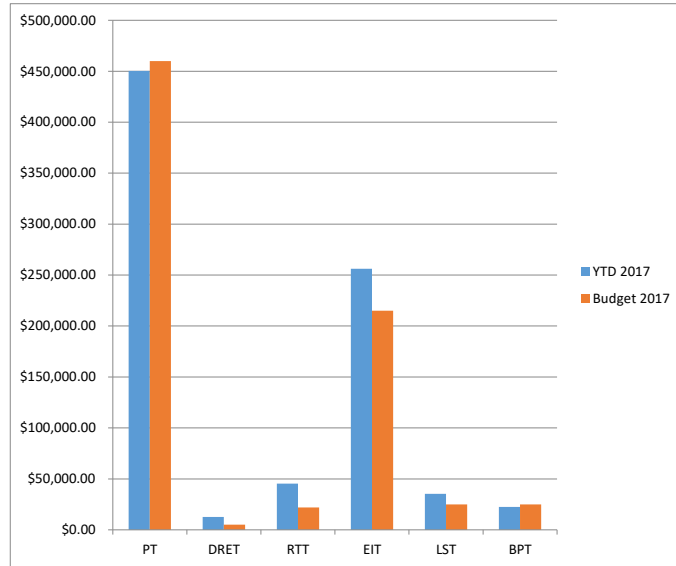
		<u>YTD 2018</u>	<u>Budget 2018</u>	<u>Variance 2018</u>
Property Tax	PT	\$467,290.29	\$470,000.00	(\$2,709.71)
Delinquent Real Estate Tax	DRET	\$30,023.87	\$6,000.00	\$24,023.87
Realty Transfer Tax	RTT	\$38,783.78	\$27,000.00	\$11,783.78
Earned Income Tax	EIT	\$231,930.40	\$225,000.00	\$6,930.40
Local Services Tax	LST	\$39,491.54	\$26,000.00	\$13,491.54
Business Privilege Tax	BPT	\$20,774.57	\$25,000.00	(\$4,225.43)
TOTAL		\$828,294.45	\$779,000.00	\$49,294.45



TOWNSHIP OF ALEPPO
2018 Tax Analysis

2017 YTD TO BUDGET

		<u>YTD 2017</u>	<u>Budget 2017</u>	<u>Variance 2017</u>
Property Tax	PT	\$450,315.39	\$460,000.00	(\$9,684.61)
Delinquent Real Estate Tax	DRET	\$12,590.97	\$5,000.00	\$7,590.97
Realty Transfer Tax	RTT	\$45,426.15	\$22,000.00	\$23,426.15
Earned Income Tax	EIT	\$256,185.69	\$215,000.00	\$41,185.69
Local Services Tax	LST	\$35,295.63	\$25,000.00	\$10,295.63
Business Privilege Tax	BPT	\$22,570.78	\$25,000.00	(\$2,429.22)
TOTAL		\$822,384.61	\$752,000.00	\$70,384.61



2018 TO 2017 YTD

		<u>YTD 2018</u>	<u>YTD 2017</u>	<u>Variance</u>
Property Tax	PT	\$467,290.29	\$450,315.39	\$16,974.90
Delinquent Real Estate Tax	DRET	\$30,023.87	\$12,590.97	\$17,432.90
Realty Transfer Tax	RTT	\$38,783.78	\$45,426.15	(\$6,642.37)
Earned Income Tax	EIT	\$231,930.40	\$256,185.69	(\$24,255.29)
Local Services Tax	LST	\$39,491.54	\$35,295.63	\$4,195.91
Business Privilege Tax	BPT	\$20,774.57	\$22,570.78	(\$1,796.21)
TOTAL		\$828,294.45	\$822,384.61	\$5,909.84

