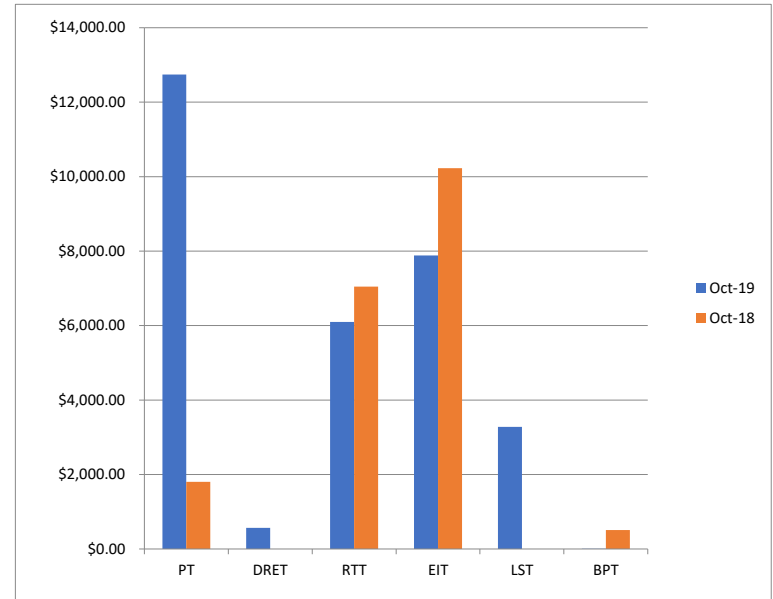


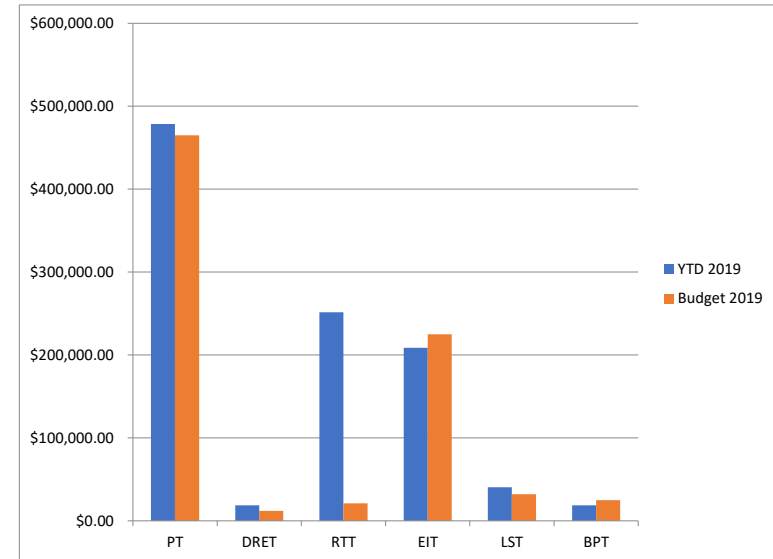
MONTH COMPARISON

		<u>Oct-19</u>	<u>Oct-18</u>	<u>Month Variance</u>
Property Tax	PT	\$12,740.99	\$1,805.89	\$10,935.10
Delinquent Real Estate Tax	DRET	\$568.35	\$0.00	\$568.35
Realty Transfer Tax	RTT	\$6,096.93	\$7,045.71	(\$948.78)
Earned Income Tax	EIT	\$7,882.59	\$10,229.62	(\$2,347.03)
Local Services Tax	LST	\$3,278.13	\$0.00	\$3,278.13
Business Privilege Tax	BPT	\$10.00	\$510.50	(\$500.50)
TOTAL		\$30,576.99	\$19,591.72	\$10,985.27



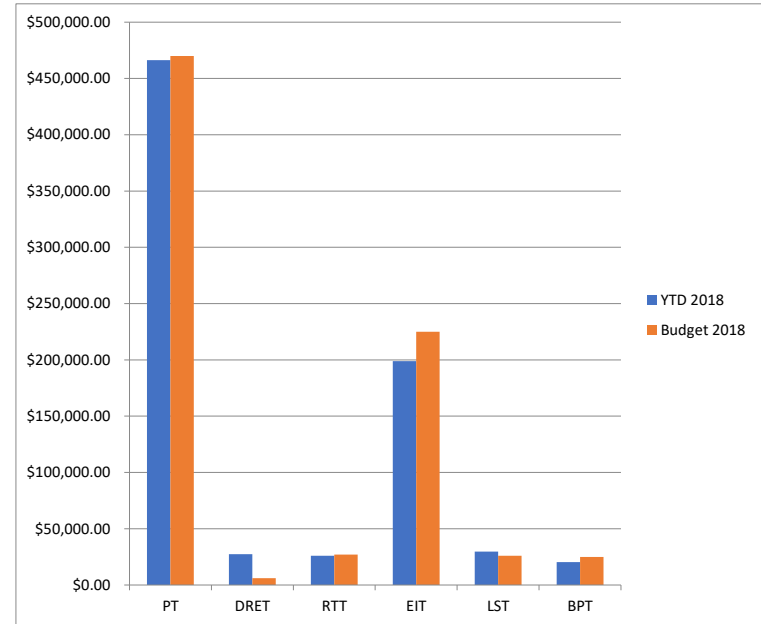
2019 YTD TO BUDGET

		<u>YTD 2019</u>	<u>Budget 2019</u>	<u>Variance 2019</u>
Property Tax	PT	\$478,624.09	\$465,000.00	\$13,624.09
Delinquent Real Estate Tax	DRET	\$18,637.08	\$12,000.00	\$6,637.08
Realty Transfer Tax	RTT	\$251,478.22	\$21,000.00	\$230,478.22
Earned Income Tax	EIT	\$208,737.84	\$225,000.00	(\$16,262.16)
Local Services Tax	LST	\$40,407.99	\$32,000.00	\$8,407.99
Business Privilege Tax	BPT	\$18,629.21	\$25,000.00	(\$6,370.79)
TOTAL		\$1,016,514.43	\$780,000.00	\$236,514.43



2018 YTD TO BUDGET

		<u>YTD 2018</u>	<u>Budget 2018</u>	<u>Variance 2018</u>
Property Tax	PT	\$466,298.39	\$470,000.00	(\$3,701.61)
Delinquent Real Estate Tax	DRET	\$27,421.94	\$6,000.00	\$21,421.94
Realty Transfer Tax	RTT	\$26,062.98	\$27,000.00	(\$937.02)
Earned Income Tax	EIT	\$198,883.76	\$225,000.00	(\$26,116.24)
Local Services Tax	LST	\$29,608.40	\$26,000.00	\$3,608.40
Business Privilege Tax	BPT	\$20,274.57	\$25,000.00	(\$4,725.43)
TOTAL		\$768,550.04	\$779,000.00	(\$10,449.96)



2019 TO 2018 YTD

		<u>YTD 2019</u>	<u>YTD 2018</u>	<u>Variance</u>
Property Tax	PT	\$478,624.09	\$466,298.39	\$12,325.70
Delinquent Real Estate Tax	DRET	\$18,637.08	\$27,421.94	(\$8,784.86)
Realty Transfer Tax	RTT	\$251,478.22	\$26,062.98	\$225,415.24
Earned Income Tax	EIT	\$208,737.84	\$198,883.76	\$9,854.08
Local Services Tax	LST	\$40,407.99	\$29,608.40	\$10,799.59
Business Privilege Tax	BPT	\$18,629.21	\$20,274.57	(\$1,645.36)
TOTAL		\$1,016,514.43	\$768,550.04	\$247,964.39

